

○ MUSIC  city COUNSELOR


THANK YOU FOR YOUR  
PURCHASE!



Hey y'all, Laura here! I so appreciate when you please take a moment to leave a review on my resources on my TpT Store. Thanks for your support! Enjoy the resource!

♥ *laura oathout*

LET'S CONNECT!



For helpful ideas, engaging resources, and freebies, please check out my website and membership!

○ ♥ **WEBSITE:** [www.musiccitycounselor.com](http://www.musiccitycounselor.com)

♥ **MEMBERSHIP:** [www.counselorcollab.com](http://www.counselorcollab.com)

# ASCA MINDSETS & BEHAVIORS:

## Category 1: Mindset Standards

- M 1: Belief in development of whole self, including a healthy balance of mental, social-emotional, and physical well-being.
- M 2: Sense of acceptance, respect, support, and inclusion for self and others in the school environment.

## Category 2: Behavior Standards

- B-SS 9: Demonstrate social maturity and behaviors appropriate to the situation and environment.
- B-SS 5: Ethical decision-making and social responsibility.
- B-SS 8: Advocacy skills for self and others and ability to assert self, when necessary.



# DIRECTIONS PAGE 1:

This lesson will take approximately 45 minutes to complete.

## Materials Needed:

- Printed materials
- Scissors
- Crayons or markers
- Pencils
- String
- Hole punch

## Recommended Sequence:

1. Review the PowerPoint or digital for Google Slides™ presentation.
2. Review the instructional posters and display the bulletin board if you'd like.
3. Use the discussion cards with students.
4. Complete the craft, a worksheet, or a coloring page of your choice.
5. Students can decorate the mini story book and take it home to read with their families.

## Presentation:

Both a PowerPoint and digital for Google Slides™ presentation are included. This presentation teaches students all about honesty. First, students "meet" Hannah, a little girl who everyone knows as "Honest Hannah." Then, students learn the definition of honesty. Next, students listen to a story about Hannah who shows honesty by finding a wallet on the sidewalk and turning it into the police station. Then, students "turn and talk" with a partner and discuss 2 reflection questions about the story. Next, students learn 7 ways to be honest. Finally, students "turn and talk" with a partner to reflect on how they can be more honest in their lives.


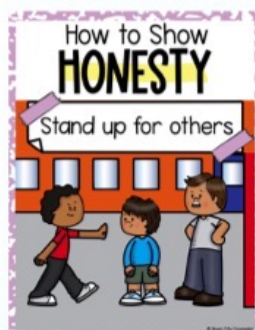

## Bulletin Board:

9 beautiful posters are included as well as printable letters that say BE HONEST. Please cut out the letters and staple them to the top of your bulletin board. Then, display the posters in any order that you'd like. Please see the sample on the next page.



# SAMPLE BULLETIN BOARD

## BE HONEST





# DIRECTIONS PAGE 2:

## Discussion Cards:

12 discussion cards are included. You may choose to use these as a whole group or divide students into small groups. I prefer to divide students into groups of 2-4 and give each group 2-3 cards. Students can discuss their thoughts with their small group then share out with the class.

## Honesty Matters Necklaces Craft:

Both a "boy" and a "girl" version of the necklaces are included. Please print the necklaces and cut the page down the middle. Students can decorate them, cut them out, and punch a hole through the circle at the top. Then, they can put a string through them to wear them as a reminder of being honest!

## Mini Story Book:

This is a half-page version of the "Hannah Shows Honesty" story from the presentation. Please print one story for each student, cut it down the middle, and staple it at the top. Students can color the story and take it home to read with their families.

## Worksheets & Coloring Pages:

Assorted worksheets and coloring pages are included. Please choose those that best fit the needs and abilities of your students, and the amount of time that you have.

Questions, comments, or suggestions? Please contact me any time at [laura@musiccitycounselor.com](mailto:laura@musiccitycounselor.com). I'm here to help! ☺

PS I SO appreciate when you please take a moment to leave a review on my resources on TpT. It earns you credits towards future purchases, helps other educators find quality resources, and helps my small business grow.



# SAMPLE CRAFT:





# **MINI PRINTABLE STORY**





# HANNAH shows HONESTY

© Music City Counselor

• Meet Hannah! She is a 2<sup>nd</sup> grader who loves her cat Ginger, practicing taekwondo, and baking. Everyone knows her as Honest Hannah!




© Music City Counselor

One day, Hannah took a walk with her mom in her neighborhood. All of a sudden, she noticed a wallet lying on the sidewalk.



© Music City Counselor

Hannah leaned down to pick up the wallet. She opened it to find out who it belonged to. The owner was a lady named Tameka Lewis.



© Music City Counselor




Hannah called for Tameka, but she was nowhere to be found. So, Hannah decided to do the right thing and take the wallet to the police station.



© Music City Counselor

Hannah gave the wallet to a police officer. He found Tameka's phone number and called her.




© Music City Counselor

: • Tameka quickly came to the station and felt so • :  
happy and grateful to have her wallet back!



© Music City Counselor


: • Tameka even offered a reward to Hannah for her • :  
good choice! Hannah's mom felt so proud!



© Music City Counselor



: The police officer thanked Hannah for her honesty :  
and named her a Junior Police Officer!



© Music City Counselor

: Write and draw about how you can :  
be more honest.

© Music City Counselor

# **BULLETIN BOARD**



BE

HON

EST



# How to Be HONEST

Tell the truth



Own mistakes



Keep promises



Ask first



Play fair



Stand up



Be yourself



# What is **HONESTY?**

Honesty means telling the truth. It means not lying or cheating. Honesty also means owning your mistakes and doing the right thing.





# How to Show **HONESTY**

Tell the truth



# How to Show **HONESTY**

Own your mistakes





# How to Show **HONESTY**

Keep your promises





# How to Show **HONESTY**

Ask first, don't take



# How to Show **HONESTY**

Play fair





# How to Show **HONESTY**

Stand up for others





# How to Show **HONESTY**

Be yourself



# **DISCUSSION CARDS**





What is honesty?

© Music City Counselor



What did Hannah find on the sidewalk?

© Music City Counselor

What did Hannah do with the wallet?



© Music City Counselor



Why did Hannah take the wallet to the police station?

© Music City Counselor



What would you do if you found a lost wallet?

© Music City Counselor



How did Tameka feel when Hannah found her wallet?

© Music City Counselor





Why did  
Hannah  
earn a  
reward?

© Music City Counselor

Why was  
turning in  
the wallet  
the right  
choice?



© Music City Counselor



Share  
about a  
time when  
someone  
was  
honest  
with you.

© Music City Counselor



What does  
honesty  
mean  
to you?

© Music City Counselor

Share about a time when  
you were honest.



© Music City Counselor

What are two ways to be  
honest?



© Music City Counselor

**CRAFT**









# WORKSHEETS



Name: \_\_\_\_\_

# Color the pictures that show **HONEST CHOICES.**



Name: \_\_\_\_\_

# HONESTY

What does honesty mean to you?

---

---

---





Name: \_\_\_\_\_

# HONESTY

Share about a time when you were honest.

---

---

---



# **COLORING PAGES**



# HONESTY


I can tell the truth.

Aa Bb Cc Dd Ee Ff Gg Hh Ii Mm Nn Oo  
Pp Qq Rr Ss Tt Uu Vv Ww Xx Yy Zz




0 1 2 3 4 5 6 7 8 9 10  
11 12 13 14 15 16 17 18 19 20

and the  
to a  
go you  
be play



# HONESTY

I can own my mistakes.






# HONESTY

I can keep my promises.

QUIET, PLEASE



# HONESTY


I can ask first, not take.






# HONESTY

I can play fair.



# HONESTY


I can stand up for others.





# HONESTY

I can be myself.



# TERMS OF USE:

- Make copies for the purchaser's classroom AND share copies with other educators within your school building
- Reference (without distribution) this product in blog posts, seminars, professional development workshops, or other such venues provided there is both credit given to myself as the author and a link back to my TpT store included in the post/presentation

**YOU MAY**

- Claim the work as your own, alter the files in any way, or remove/attempt to remove the copyright
- Share this product with educators outside of your school building
- Repackage, sell, or giveaway this product to others
- Offer to share this product anywhere on the internet as a download or copy

**YOU MAY NOT**



Please contact me any time at [laura@musiccitycounselor.com](mailto:laura@musiccitycounselor.com) with questions, suggestions, resource requests, or comments. I'm here to help and would love to hear from you!

♥ Laura Oathout

**THIS RESOURCE WAS MADE POSSIBLE THANKS TO:**

